

CERTIFICATE OF ANALYSIS

PRODUCT NAME: Dog Chews
PRODUCT STRENGTH: 2 mg / chew
DOG TREAT LOT NUMBER*: 121224
BEST BY DATE 12/12/2026

Physical Attributes

Test	Method	Specification	Results
Color	SOP-100	Brown	PASS
Odor	SOP-100	Beef, grains, somewhat yeasty	PASS
Appearance	SOP-100	Squat cylindrical dog treats a plastic amber container	PASS
Primary Package Eval.	SOP-132	Container clean and free of filth. Container caps tight and shrink bands intact.	PASS
Secondary Package Eval.	SOP-132	Labeling Compliance Checked, Cartons sturdy and clean. Sufficient cushion material exists. Box taped and secure.	PASS

Review of Third-Party Analysis

Panel	Method	Specification	Results*	Pass/Fail
Potency - Total CBD	SOP-111	1.9-2.5 mg CBD / ea. LOQ*: 10 PPM† (0.001%)	2 mg/chew	PASS
Potency - D9-THC	SOP-111	None Detected LOQ: 10 PPM (0.001%)	ND	PASS
Compliant Pesticide Panel	SOP-111	WIP-100008 : Product specification for Bulk Dog Treats, Oregon Action limits apply	ND	PASS
Microbial - Full Panel	SOP-111	Complies with USP 61/62	ND	PASS
CA Compliant Heavy Metal Panel	SOP-111	Arsenic (As): ≤1.5 PPM Cadmium (Cd): ≤0.5 PPM Mercury (Hg): ≤1.0 PPM Lead (Pb): ≤0.5 PPM	ND	PASS

* Level of Quantitation, † Parts Per Million

Quality Certified by:



1/3/2025

Date

SAMPLE DETAILS

SAMPLE NAME: CHEW- 2mg WSP Dog Treats
 Infused, Colorado Infused

SAMPLE DETAIL

Batch Number: 121224
Sample ID: 241217L021
Date of Sampling: 12/17/2024
Time of Sampling: 10:30 a.m.
Sampler Name:
Sampler Company:

Date Collected: 12/17/2024
Date Received: 12/17/2024
Batch Size:
Sample Size: 1.0 units
Unit Mass:
Serving Size: 4.5 grams per Serving



Scan QR code to verify authenticity of results.

CANNABINOID ANALYSIS - SUMMARY

Total THC: <LOQ
Total CBD: 0.434 mg/g
Sum of Cannabinoids: 0.455 mg/g
Total Cannabinoids: 0.455 mg/g

Total THC/CBD is calculated using the following formulas to take into account the loss of a carboxyl group during the decarboxylation step:
 Total THC = Δ^9 -THC + (THCa (0.877))
 Total CBD = CBD + (CBDa (0.877))
 Sum of Cannabinoids = Δ^9 -THC + THCa + CBD + CBDa + CBG + CBGa + THCV + THCVa + CBC + CBCa + CBDV + CBDVa + Δ^8 -THC + CBL + CBN
 Total Cannabinoids = (Δ^9 -THC+0.877*THCa) + (CBD+0.877*CBDa) + (CBG+0.877*CBGa) + (THCV+0.877*THCVa) + (CBC+0.877*CBCa) + (CBDV+0.877*CBDVa) + Δ^8 -THC + CBL + CBN

SAFETY ANALYSIS - SUMMARY


Pesticides: ND **PASS** **Mycotoxins:** **PASS** **Residual Solvents:** **PASS-GOBI** **Heavy Metals:** **PASS**
Microbiology (PCR): **PASS** **Microbiology (Plating):** **PASS**


For quality assurance purposes. Not a Regulatory Hemp Lab Test Report. These results relate only to the sample included on this report. This report shall not be reproduced, except in full, without written approval of the laboratory.

Sample Certification: 6 CCR 1010-21 Colorado Wholesale Food, Industrial Hemp, and Shellfish Regulations; where applicable

Decision Rule: Statements of conformity (e.g. Pass/Fail) to specifications are made in this report without taking measurement uncertainty into account. Where statements of conformity are made in this report, the following decision rules are applied: PASS - Results within limits/specifications, FAIL - Results exceed limits/specifications.

References: limit of detection (LOD), limit of quantification (LOQ), not detected (ND), not tested (NT), $\mu\text{g/g}$ = ppm, $\mu\text{g/kg}$ = ppb, too numerous to count >250 cfu/plate (TNTC), colony-forming unit (cfu)


 LQC verified by: Randi Vuong
 Job Title: Lead Laboratory Technician
 Date: 12/23/2024


 Approved by: Josh Wurzer
 Job Title: Chief Compliance Officer
 Date: 12/23/2024



Cannabinoid Analysis

Tested by high-performance liquid chromatography with diode-array detection (HPLC-DAD).

Method: QSP 1157 - Analysis of Cannabinoids by HPLC-DAD

TOTAL THC: <LOQ

Total THC (Δ^9 -THC+0.877*THCa)

TOTAL CBD: 0.434 mg/g

Total CBD (CBD+0.877*CBDA)

TOTAL CANNABINOIDS: 0.455 mg/g

Total Cannabinoids (Total THC) + (Total CBD) + (Total CBG) + (Total THCV) + (Total CBC) + (Total CBDV) + Δ^8 -THC + CBL + CBN

TOTAL CBG: 0.021 mg/g

Total CBG (CBG+0.877*CBGa)

TOTAL THCV: ND

Total THCV (THCV+0.877*THCVa)

TOTAL CBC: ND

Total CBC (CBC+0.877*CBCa)

TOTAL CBDV: ND

Total CBDV (CBDV+0.877*CBDVa)

CANNABINOID TEST RESULTS - 12/23/2024

COMPOUND	LOD/LOQ (mg/g)	MEASUREMENT UNCERTAINTY (mg/g)	RESULT (mg/g)	RESULT (%)
CBD	0.004 / 0.011	±0.0162	0.434	0.0434
CBG	0.002 / 0.006	±0.0010	0.021	0.0021
Δ^9 -THC	0.002 / 0.014	N/A	<LOQ	<LOQ
CBN	0.001 / 0.007	N/A	<LOQ	<LOQ
Δ^8 -THC	0.01 / 0.02	N/A	ND	ND
THCa	0.001 / 0.005	N/A	ND	ND
THCV	0.002 / 0.012	N/A	ND	ND
THCVa	0.002 / 0.019	N/A	ND	ND
CBDA	0.001 / 0.026	N/A	ND	ND
CBDV	0.002 / 0.012	N/A	ND	ND
CBDVa	0.001 / 0.018	N/A	ND	ND
CBGa	0.002 / 0.007	N/A	ND	ND
CBL	0.003 / 0.010	N/A	ND	ND
CBC	0.003 / 0.010	N/A	ND	ND
CBCa	0.001 / 0.015	N/A	ND	ND
SUM OF CANNABINOIDS			0.455 mg/g	0.0455%

Serving Size: 4.5 grams per Serving

Δ^9 -THC per Serving	<LOQ
Total THC per Serving	<LOQ
CBD per Serving	1.953 mg/serving
Total CBD per Serving	1.953 mg/serving
Sum of Cannabinoids per Serving	2.048 mg/serving
Total Cannabinoids per Serving	2.048 mg/serving

Pesticide Analysis

Pesticide and plant growth regulator analysis utilizing high-performance liquid chromatography-mass spectrometry (HPLC-MS) or gas chromatography-mass spectrometry (GC-MS). ‡Analytes part of our California Select Panel.

*GC-MS utilized where indicated.

Method: QSP 1212 - Analysis of Pesticides and Mycotoxins by LC-MS or QSP 1213 - Analysis of Pesticides by GC-MS

PESTICIDE TEST RESULTS - 12/20/2024 ND

COMPOUND	LOD/LOQ (µg/g)	MEASUREMENT UNCERTAINTY (µg/g)	RESULT (µg/g)
Abamectin	0.032 / 0.097	N/A	ND
Acephate	0.006 / 0.018	N/A	ND
Acequinocyl	0.009 / 0.027	N/A	ND
Acetamiprid	0.016 / 0.049	N/A	ND
Aldicarb	0.030 / 0.090	N/A	ND
Allethrin	0.030 / 0.092	N/A	ND
Atrazine	0.006 / 0.019	N/A	ND
Azadirachtin	0.082 / 0.248	N/A	ND
Azoxystrobin	0.003 / 0.009	N/A	ND
Benzovindiflupyr	0.003 / 0.009	N/A	ND
Bifenazate	0.003 / 0.009	N/A	ND

Continued on next page



Pesticide Analysis *Continued*

PESTICIDE TEST RESULTS - 12/20/2024 *continued ND*

COMPOUND	LOD/LOQ (µg/g)	MEASUREMENT UNCERTAINTY (µg/g)	RESULT (µg/g)
Bifenthrin	0.021 / 0.064	N/A	ND
Boscalid	0.003 / 0.009	N/A	ND
Buprofezin [‡]	0.006 / 0.019	N/A	ND
Carbaryl	0.007 / 0.020	N/A	ND
Carbofuran	0.003 / 0.008	N/A	ND
Chlorantraniliprole	0.006 / 0.018	N/A	ND
Chlorfenapyr*	0.005 / 0.015	N/A	ND
Chlorpyrifos	0.013 / 0.039	N/A	ND
Clofentezine	0.003 / 0.009	N/A	ND
Clothianidin	0.008 / 0.025	N/A	ND
Coumaphos	0.003 / 0.010	N/A	ND
Cyantraniliprole	0.003 / 0.010	N/A	ND
Cyfluthrin	0.052 / 0.159	N/A	ND
Cypermethrin	0.051 / 0.153	N/A	ND
Cyprodinil [‡]	0.003 / 0.008	N/A	ND
Daminozide	0.026 / 0.077	N/A	ND
Deltamethrin	0.059 / 0.180	N/A	ND
Diazinon	0.006 / 0.017	N/A	ND
Dichlorvos (DDVP)	0.012 / 0.038	N/A	ND
Dimethoate	0.003 / 0.009	N/A	ND
Dimethomorph	0.016 / 0.050	N/A	ND
Dinotefuran	0.010 / 0.030	N/A	ND
Diuron	0.013 / 0.040	N/A	ND
Dodemorph	0.012 / 0.035	N/A	ND
Endosulfan sulfate	0.016 / 0.048	N/A	ND
Endosulfan-α*	0.004 / 0.014	N/A	ND
Endosulfan-β*	0.006 / 0.019	N/A	ND
Ethoprophos	0.003 / 0.009	N/A	ND
Etofenprox	0.014 / 0.042	N/A	ND
Etoazole	0.007 / 0.020	N/A	ND
Etridiazole*	0.002 / 0.005	N/A	ND
Fenhexamid	0.003 / 0.008	N/A	ND
Fenoxycarb	0.003 / 0.010	N/A	ND
Fenpyroximate	0.007 / 0.020	N/A	ND
Fensulfthion	0.003 / 0.010	N/A	ND
Fenthion	0.003 / 0.010	N/A	ND
Fenvalerate [‡]	0.033 / 0.099	N/A	ND
Fipronil	0.003 / 0.010	N/A	ND
Flonicamid	0.007 / 0.022	N/A	ND
Fludioxonil	0.003 / 0.010	N/A	ND
Fluopyram [‡]	0.003 / 0.009	N/A	ND

Continued on next page



Pesticide Analysis *Continued*

PESTICIDE TEST RESULTS - 12/20/2024 *continued ND*

COMPOUND	LOD/LOQ (µg/g)	MEASUREMENT UNCERTAINTY (µg/g)	RESULT (µg/g)
Hexythiazox	0.003 / 0.010	N/A	ND
Imazalil	0.003 / 0.009	N/A	ND
Imidacloprid	0.003 / 0.010	N/A	ND
Iprodione	0.077 / 0.233	N/A	ND
Kinoprene	0.077 / 0.233	N/A	ND
Kresoxim-methyl	0.006 / 0.019	N/A	ND
λ-Cyhalothrin	0.068 / 0.206	N/A	ND
Malathion	0.003 / 0.009	N/A	ND
Metalaxyl	0.003 / 0.010	N/A	ND
Methiocarb	0.003 / 0.008	N/A	ND
Methomyl	0.008 / 0.025	N/A	ND
Methoprene [‡]	0.172 / 0.521	N/A	ND
Mevinphos	0.008 / 0.024	N/A	ND
MGK-264	0.015 / 0.047	N/A	ND
Myclobutanil	0.003 / 0.009	N/A	ND
Naled	0.021 / 0.064	N/A	ND
Novaluron	0.002 / 0.005	N/A	ND
Oxamyl	0.017 / 0.051	N/A	ND
Paclobutrazol	0.003 / 0.010	N/A	ND
Parathion-methyl	0.016 / 0.050	N/A	ND
Pentachloronitrobenzene (Quintozene)*	0.004 / 0.012	N/A	ND
Permethrin	0.056 / 0.168	N/A	ND
Phenothrin	0.016 / 0.047	N/A	ND
Phosmet	0.007 / 0.020	N/A	ND
Piperonyl Butoxide	0.010 / 0.029	N/A	ND
Pirimicarb	0.003 / 0.009	N/A	ND
Prallethrin	0.015 / 0.046	N/A	ND
Propiconazole	0.027 / 0.080	N/A	ND
Propoxur	0.003 / 0.008	N/A	ND
Pyraclostrobin	0.003 / 0.010	N/A	ND
Pyrethrins	0.016 / 0.049	N/A	ND
Pyridaben	0.005 / 0.017	N/A	ND
Pyriproxyfen	0.003 / 0.009	N/A	ND
Resmethrin	0.013 / 0.039	N/A	ND
Spinetoram	0.003 / 0.010	N/A	ND
Spinosad	0.003 / 0.010	N/A	ND
Spirodiclofen	0.031 / 0.093	N/A	ND
Spiromesifen	0.016 / 0.050	N/A	ND
Spirotetramat	0.003 / 0.010	N/A	ND
Spiroxamine	0.020 / 0.062	N/A	ND
Tebuconazole	0.003 / 0.010	N/A	ND

Continued on next page



Pesticide Analysis *Continued*

PESTICIDE TEST RESULTS - 12/20/2024 *continued ND*

COMPOUND	LOD/LOQ (µg/g)	MEASUREMENT UNCERTAINTY (µg/g)	RESULT (µg/g)
Tebufenozide	0.003 / 0.008	N/A	ND
Teflubenzuron	0.007 / 0.022	N/A	ND
Tetrachlorvinphos	0.003 / 0.008	N/A	ND
Tetramethrin	0.021 / 0.063	N/A	ND
Thiabendazole	0.006 / 0.020	N/A	ND
Thiacloprid	0.003 / 0.009	N/A	ND
Thiamethoxam	0.003 / 0.010	N/A	ND
Thiophanate-methyl	0.013 / 0.040	N/A	ND
Trifloxystrobin	0.003 / 0.009	N/A	ND



Mycotoxin Analysis

MYCOTOXIN TEST RESULTS - 12/20/2024 **PASS**

Mycotoxin analysis utilizing high-performance liquid chromatography-mass spectrometry (HPLC-MS).

Method: QSP 1212 - Analysis of Pesticides and Mycotoxins by LC-MS

COMPOUND	LOD/LOQ (µg/kg)	ACTION LIMIT (µg/kg)	MEASUREMENT UNCERTAINTY (µg/kg)	RESULT (µg/kg)	RESULT
Aflatoxin B1	1.6 / 5.0	5	N/A	ND	PASS
Aflatoxin B2	1.4 / 4.1		N/A	ND	
Aflatoxin G1	1.6 / 4.9		N/A	ND	
Aflatoxin G2	1.6 / 5.0		N/A	ND	
Ochratoxin A	1.6 / 5.0	5	N/A	ND	PASS
Total Aflatoxin		20		ND	PASS

Gobi Hemp

Analytical Report - CDPHE Certified Certificate of Analysis




Manifest: 241217L021
Sample ID: 121224
Sample Name: CHEW- 2mg WSP Dog Treats
Sample Type: Concentrate

Test Performed: Hemp Lab
Report No: R-2408290004-V1
Receive Date: 2024-08-29
Test Date: 2024-10-25
Report Date: 2024-10-28
Sample Condition: Good
Method Reference: GH-OP-08

Scope: The content of fifteen residual solvents was determined by an in-house developed method for Headspace-Gas Chromatography with Flame Ionization Detection.

Solvents	LOD (ppm)	LOQ (ppm)	Parts Per Million (ppm)
Propane	135	372	ND
Iso-Butane	82	490	ND
N-Butane	107	490	ND
Methanol	38	120	ND
Pentane	73	100	ND
Ethanol	50	200	ND
Acetone	82	200	ND
IPA	40	200	ND
Hexane	25	50	ND
Ethyl Acetate	57	200	ND
Benzene	0.65	1	ND
Heptane	137	200	ND
Toluene	75	100	ND
Xylenes	112	200	ND

ND - not detected; LOD - limit of detection; LOQ - limit of quantitation; ULOQ - upper limit of quantitation;
*Estimated result, greater than the upper limit of quantitation (>ULOQ)



Lab Comments:

Jon Person Director of Communication

2024-10-28

Date

This report has been prepared by Gobi Hemp Laboratory exclusively for our Client and their Authorized Representatives. All analytical work is conducted in accordance with a mutually agreed upon scope of work and the terms and conditions as expressed in the Gobi Hemp Laboratory Service Agreement. This report is not to be reproduced in whole or in part without prior written approval. The results shown on this report relate only to the samples submitted to the laboratory. Estimated Uncertainty available upon request.

• Gobi Hemp •
• 3940 Youngfield St. • Wheat Ridge CO 80033 • ISO/IEC 17025:2017 Accredited • (303)456-2040 •





Heavy Metals Analysis

Heavy metal analysis utilizing inductively coupled plasma-mass spectrometry (ICP-MS).

Method: QSP 1160 - Analysis of Heavy Metals by ICP-MS

HEAVY METALS TEST RESULTS - 12/20/2024 ✔ PASS

COMPOUND	LOD/LOQ (µg/g)	ACTION LIMIT (µg/g)	MEASUREMENT UNCERTAINTY (µg/g)	RESULT (µg/g)	RESULT
Arsenic	0.02 / 0.1	1.5	N/A	<LOQ	PASS
Cadmium	0.02 / 0.05	0.5	N/A	<LOQ	PASS
Lead	0.04 / 0.1	0.5	N/A	ND	PASS
Mercury	0.002 / 0.01	1.5	N/A	ND	PASS

Microbiology Analysis

PCR AND PLATING

Analysis conducted by polymerase chain reaction (PCR) and fluorescence detection of microbiological contaminants.

Method: QSP 1221 - Analysis of Microbiological Contaminants

MICROBIOLOGY TEST RESULTS (PCR) - 12/23/2024 ✔ PASS

COMPOUND	ACTION LIMIT	RESULT	RESULT
<i>Salmonella</i> spp.	Not Detected in 25g	ND	PASS
Shiga toxin-producing <i>Escherichia coli</i>	Not Detected in 25g	ND	PASS

Analysis conducted by 3M™ Petrifilm™ and plate counts of microbiological contaminants.

Method: QSP 6794 - Plating with 3M™ Petrifilm™

MICROBIOLOGY TEST RESULTS (PLATING) - 12/23/2024 ✔ PASS

COMPOUND	ACTION LIMIT (cfu/g)	RESULT (cfu/g)	RESULT
Coliforms	100	ND	PASS
Total Aerobic Bacteria	10000	1200.0	PASS
Total Yeast and Mold	1000	ND	PASS






MCT-for-Posting-CHEW-121224

Final Audit Report

2025-01-03

Created:	2025-01-03
By:	Coral Cronin (coral.cronin@joyorganics.com)
Status:	Signed
Transaction ID:	CBJCHBCAABAAZfc9cnVpUOkuxtKReFaLrz2j6RVn_M1Z

"MCT-for-Posting-CHEW-121224" History

-  Document created by Coral Cronin (coral.cronin@joyorganics.com)
2025-01-03 - 9:29:14 PM GMT
-  Document emailed to Coral Cronin (coral.cronin@joyorganics.com) for signature
2025-01-03 - 9:29:24 PM GMT
-  Email viewed by Coral Cronin (coral.cronin@joyorganics.com)
2025-01-03 - 9:30:04 PM GMT
-  Document e-signed by Coral Cronin (coral.cronin@joyorganics.com)
Signature Date: 2025-01-03 - 9:30:15 PM GMT - Time Source: server
-  Agreement completed.
2025-01-03 - 9:30:15 PM GMT